



EMIGRATION CANYON  
METRO TOWNSHIP

# *Emigration Canyon Metro Township*

## *2020 Budget*



*Emigration Canyon is significant in Utah History. This was the original route used by pioneers entering the Salt Lake Valley. It was also part of the Hastings Cutoff route used by the Donner party in 1846.*




EMIGRATION CANYON  
METRO TOWNSHIP

# *Emigration Canyon Metro Township*

*Population: approx. 1,627*

*Emigration Canyon Metro Township is a lovely entity tucked into the canyon. Emigration Canyon has experienced extremities in the weather, particularly fire issues, that have endangered the community, and so as a community, they are ever mindful of the security measures necessary to protect the township, the citizens and their homes.*

Emigration Canyon Metro Township offers its' own unique amenities. Roots Rated has described the canyon's cycling opportunities: "The canyon's popularity will become evident before you even get there. Road cyclists from all over the valley arrive in drives to ride Emigration."



### City Officials

City Attorney

David Church

Land-Use Attorney

Nathan Bracken



Emigration Canyon Township Council

*The Balance of this page intentionally left blank*



## Emigration Canyon Metro Township Budget

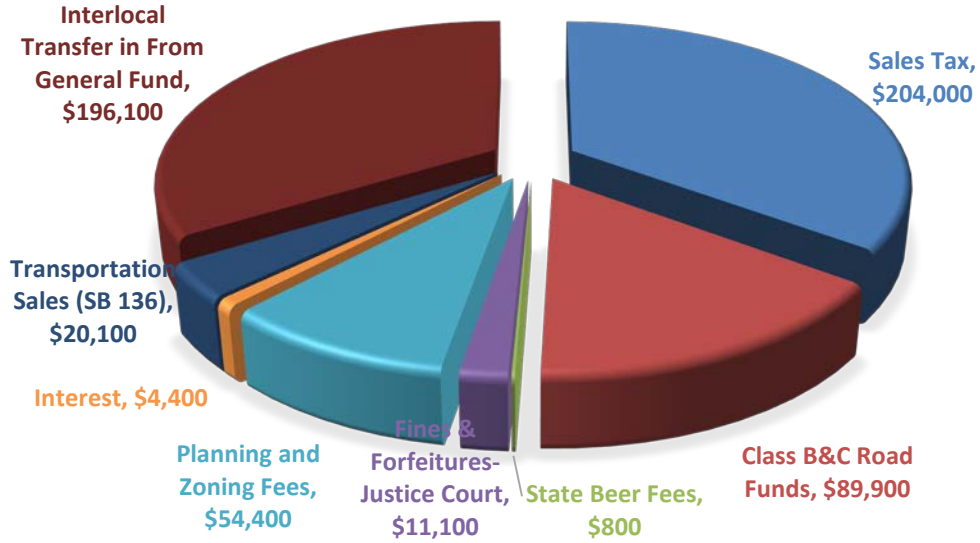
FYE December 31, 2020

	<b>Proposed Budget <u>12/31/2020</u></b>	<b>Approved Budget <u>12/31/2019</u></b>	<b>Variance Increase <u>(Decrease)</u></b>
<b><u>Revenues</u></b>			
Sales Tax	\$ 204,000	\$ 201,733	\$ 2,267
B&C Revenues	89,900	85,191	4,709
SB136 Transportation	20,100	11,486	
Interlocal Revenue	196,100	192,480	3,620
Other Revenue	17,700	22,610	(4,910)
Planning and Zoning Fees	53,000	30,250	
Fund Balance	-	-	-
<b>Total</b>	<b><u>\$ 580,800</u></b>	<b><u>\$ 543,750</u></b>	<b><u>\$ 5,686</u></b>
<b><u>Expenses</u></b>			
Wages & Benefits	\$ 74,200	\$ 74,132	\$ 68
Operational Expenses	7,000	5,520	1,480
Professional Services	82,100	81,562	538
Special Events	8,300	7,266	1,034
Interlocal	363,800	339,784	24,016
Transfer to Capital Fund	20,100	11,486	8,614
Insurance	25,300	24,000	1,300
<b>Total</b>	<b><u>\$ 580,800</u></b>	<b><u>\$ 543,750</u></b>	<b><u>\$ 37,050</u></b>
<b>Net Income (Loss)</b>	<b><u>\$ -</u></b>	<b><u>\$ -</u></b>	<b><u>\$ (31,364)</u></b>

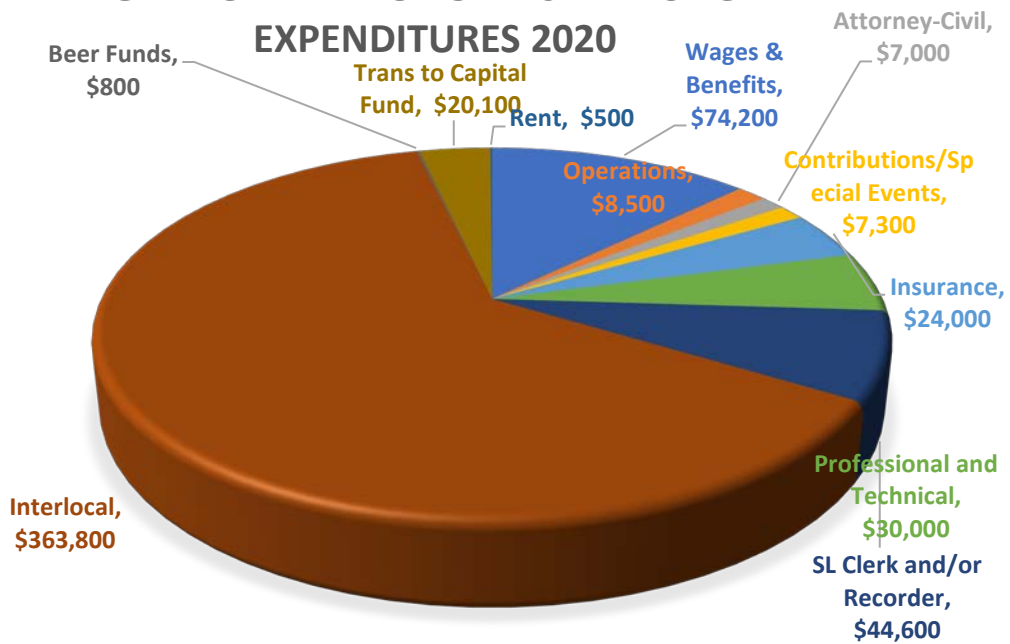
*The Balance of this page intentionally left blank*



## EMIGRATION METRO TOWNSHIP BUDGETED REVENUE 2020



## EMIGRATION METRO TOWNSHIP-BUDGETED EXPENDITURES 2020





EMIGRATION CANYON  
METRO TOWNSHIP

Emigration Canyon High School Students are representatives of the Skyline Eagles.



Skyline Eagles 2018-19 Girls Basketball

Skyline Eagles Lacrosse



## 2020– Capital Projects-Emigration

Project	Entity	Project Number	Requested Current		Source:		
			Fiscal Year 2020	Funded 2020	User B&C/Sales	Grant Source	Grant
Overlay	Emigration	Public Works	3,083,578	3,083,578	3,083,578		
Pavement Maintenance Design	Emigration	Public Works	35,797	35,797	35,797		
Slurry Seal	Emigration	Public Works	46,027	46,027	46,027		
Margarithe Road Stabilization	Emigration	EFCMC190007	100,000	100,000	100,000		
Emigration Canyon Slope Stabilization	Emigration	CI6120012	50,853	50,853	50,853		

*The Balance of this page intentionally left blank*



EMIGRATION CANYON  
METRO TOWNSHIP

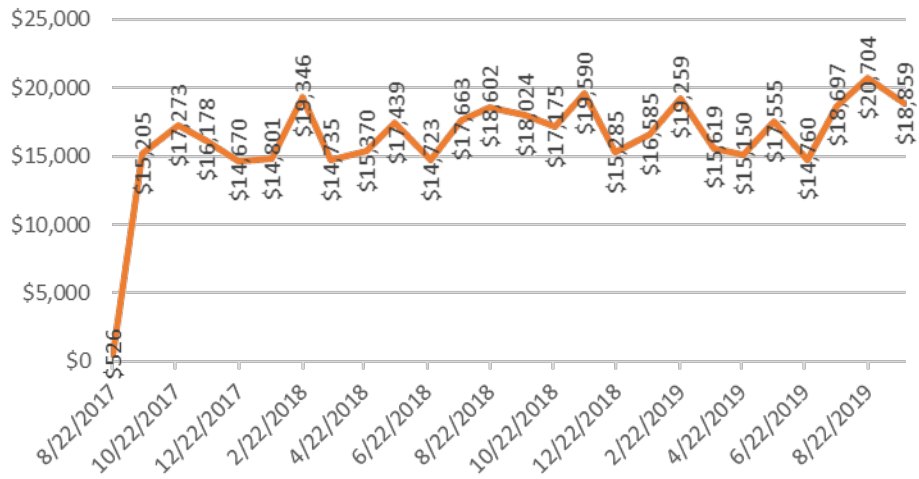
An annual event, sponsored by the Emigration Community Council encourages safety practices and procedures, while enjoying the community.



*Emigration Canyon Fire-Wise Event*



### Emigration Metro Township Sales Tax



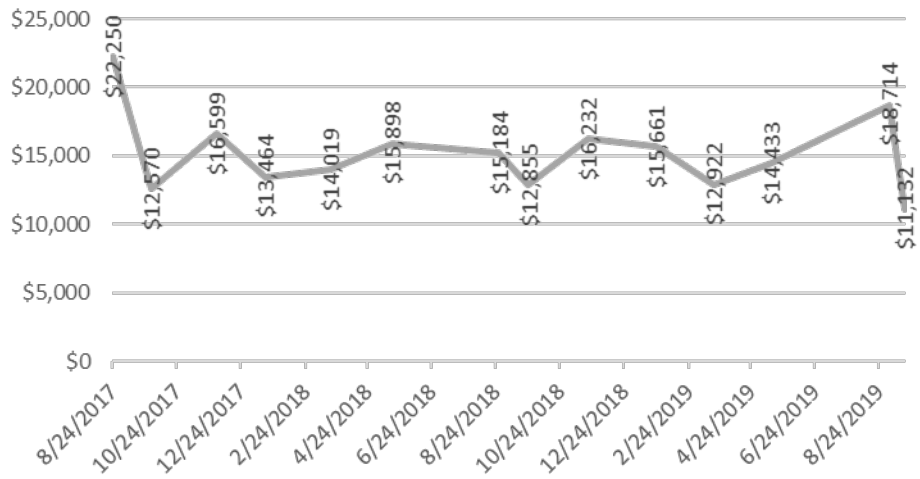
\*\*\*Please note, this graph is intended to show trends, and may not callout all points of revenue receipts



Chef Shamy Food Tour: Ruth's Diner-Emigration Canyon



### Emigration Metro Township B&C Revenues



\*\*\*Please note, this graph is intended to show trends, and may not callout all points of revenue receipts







*Emigration Metro Township  
Budget  
Fiscal Year Ending December 31, 2020*

	Actual FY 2017	Actual FY 2018	Estimated FY 2019	Budget FY 2019	Requests FY 2020	Approved FY 2020
<b>Emigration Metro Township</b>						
<b>Revenues</b>						
Planning and Zoning Fees	110,837	54,117	72,922	30,250	54,400	54,400
Sales Tax	97,998	203,688	161,793	201,733	204,000	204,000
Grants-	91,336	-	14,787	-	-	-
SB 136 Sales Tax	-	-	161,793	11,486	20,100	20,100
Franchise Fee	6,339	-	-	5,795	-	-
Justice Court Fines/Forfeitures	9,090	9,590	-	15,918	11,100	11,100
B&C Road Fund Allotment	-	89,850	76,268	85,191	89,900	89,900
State Liquor Fund Allotment	-	762	-	-	800	800
Interlocal Revenue	18,076	-	192,480	192,480	196,100	196,100
Interest Earnings	1,071	4,304	-	897	4,400	4,400
Other Revenue	161,591	1,330	-	-	-	-
Transfer In	-	158,480	5,868	-	-	-
<b>Total Revenues</b>	<b>\$496,338</b>	<b>\$522,121</b>	<b>\$685,911</b>	<b>\$543,750</b>	<b>\$580,800</b>	<b>\$580,800</b>
<b>Expenditures</b>						
Wages	-	74,132	71,777	74,132	74,200	74,200
Employee Benefits	-	-	5,324	-	-	-
Awards, Promotional & Meals	-	-	1,170	-	900	900
Subscriptions/Memberships	134	-	295	100	100	100
Printing/Publications/Advertising	-	427	258	2,000	2,000	2,000
Travel/Mileage	-	-	-	1,000	1,000	1,000
Office Expense and Supplies	1,479	1,578	87	920	1,000	1,000
Vehicle & Equip Supplies and Main	-	1,798	-	-	-	-
Computer Equip/software	4,543	395	152	-	200	200
Cell phone and Telephone	196	-	56	-	100	100
Attorney-Civil	-	-	8,727	-	7,000	7,000
Education and Schools	160	124	-	1,000	1,000	1,000
Software/Streaming	214	944	1,409	-	-	-
Payroll Processing Fees	-	-	581	-	900	900
Contributions/Special Events	8,266	-	1,016	7,266	7,300	7,300
Credit card and Bank Expenses	-	186	-	-	-	-
Insurance	3,866	8,567	25,609	24,000	24,000	24,000
Workers Comp Insurance	-	-	1,625	-	1,300	1,300
Professional and Technical	3,387	10,115	2,361	37,000	30,000	30,000
SL (Client) County Support Services	10,368	(365)	10,085	44,562	44,600	44,600
Interlocal	312,651	363,641	330,251	339,784	363,800	363,800
Beer Fees	-	-	-	-	800	800
Sundry Charges	-	203	(1,000)	-	-	-
Trans to Capital Fund	-	-	-	11,486	20,100	20,100
Rent	-	-	-	500	500	500
Contribution to Fund Balance	151,074	60,376	226,128	-	-	-
<b>Total Expenditures</b>	<b>\$ 496,338</b>	<b>\$ 522,121</b>	<b>\$ 685,911</b>	<b>\$ 543,750</b>	<b>\$ 580,800</b>	<b>\$ 580,800</b>
<b>Net Profit (Loss)</b>	<b>\$ -</b>	<b>\$ -</b>	<b>\$ -</b>	<b>\$ -</b>	<b>\$ -</b>	<b>\$ -</b>



EMIGRATION CANYON  
METRO TOWNSHIP